













STUDENT UNIVERSE REFERENCE GUIDE




Ease of Use:  (Easy)  (Average)  (Difficult)

| | |
|---|---|
| <p>EDW - Current Applicant (STU-AppI)</p> <p>Ease of Use:</p>  | <p>Contains only the most current picture of an applicant with a single record for each application and term for both Undergraduate and Graduates.</p> <p>Commonly used objects: UIN, Applicant Name, Application college, department, major, program code, Test Scores (ACT, SAT, GRE, etc)</p> <p>Types of business questions you can answer using this universe are:</p> <ul style="list-style-type: none"> ✓ How many applicants from the state of Illinois have applied to the UIS campus? How many applied, how many were admitted or denied, how many accepted? ✓ What is the average ACT score of the Undergraduate Applicants for Fall 2004? ✓ What is the breakdown by Admission Decision Type (Admit-Accept; Admit on Limited Status; Denied, etc.) by Graduate level applications? <p>How far back does the data exist in the EDW: Fall 2004 to present</p> <p>How often is the data updated: Nightly</p> |
| <p>EDW - Current Recruit (STU – RCRT)</p> <p>Ease of Use:</p>  | <p>Contains the most current picture of each recruit with a single record for each recruit and term recruited to attend for Undergraduates only. Recruit information is NOT complete and may not provide accurate data for "recruit" populations since the 3 OAR and College Offices may or may not input this information into the Banner Recruit module.</p> <p>Commonly used objects: Recruit Name, Term Recruited For, High School, Gender, Test Scores, Events Attended</p> <p>Types of business questions you can answer using this universe are:</p> <ul style="list-style-type: none"> ✓ What recruits are interested in the College of Business for Fall 2007? ✓ What is the average ACT score of the recruits for Fall 2004? ✓ What was the number of recruits in Fall 2004 at UIC by their application admission decision of Admit Accept? <p>How far back does the data exist in the EDW: Fall 2004 to present</p> <p>How often is the data updated: Nightly</p> |
| <p>DM – STU Application Census (DMAPPCNS)</p> <p>Ease of Use:</p>  | <p>Contains only application and applicant information that is "frozen" at specific points in time which allows users to do comparisons of applications and applicant pools by application term and application curriculum. Contains Undergraduate and Graduate applicants/applications.</p> <p>Commonly used objects: Application Term Code, Application Census Code, Name, UIN, Application college, department, major, program code, Test Scores (ACT, SAT, GRE, etc), Admission Decisions and Prior High School, College, Degree information.</p> <p>The types of business questions you can answer using this universe are:</p> <ul style="list-style-type: none"> ✓ Who and How many First Time Freshman have applied for Fall 2008 to the College of Liberal, Arts & Sciences? What Academic Program and Major did the student apply for? ✓ How many applications/applicants does my Campus/College/Department have at a specific point in time? ✓ What was the number of applicants vs. applications in Spring 2008 at UIC by the most current decision? <p>How far back does the data exist in the EDW: Fall 2004 to present</p> <p>How often is the data updated: Twice per term (10th Day of Classes (CN), Final Grade (FG))</p> |

| | |
|---|--|
| <p>EDW - Graduate Admissions Data Mart</p> <p>(DM_GRAPP)</p> <p>Ease of Use:</p>  | <p>Contains the most current picture of each applicant at the GRADUATE level with a single record for each application and term.</p> <p>Commonly used objects: Application Term Code, Admission Decisions, UIN, Test Scores, Prior College and Degree information.</p> <p>Types of business questions you can answer using this universe are:</p> <ul style="list-style-type: none"> ✓ What is the breakdown by Admission Decision Type (Admit-Accept; Admit on Limited Status; Denied, etc.) by Graduate level applications? ✓ Create a list of UIS Graduate applicants by their prior college, GRE score and Residency Group. ✓ What is the number of female vs. male applicants for Fall 2005 who are In-State Residents vs. Out of State Residents at the Graduate level? <p>How far back does the data exist in the EDW: Fall 2004 to present</p> <p>How often is the data updated: Nightly</p> |
| <p>EDW – Undergrad Admissions Data Mart</p> <p>(DM_UGAPP)</p> <p>Ease of Use:</p>  | <p>Contains the most current picture of each applicant at the UNDERGRADUATE level with a single record for each application and term.</p> <p>Commonly used objects: Application Term Code, Admission Decisions, UIN, Test Scores, Prior College and Degree information.</p> <p>Types of business questions you can answer using this universe are:</p> <ul style="list-style-type: none"> ✓ What is the breakdown by Admission Decision Type (Admit-Accept; Admit on Limited Status; Denied, etc.) by Undergraduate level applications? ✓ Create a list of UIS Undergraduate applicants by their prior college, ACT/SAT scores and Residency Group. ✓ What is the number of female vs. male applicants for Fall 2005 who are In-State Residents vs. Out of State Residents at the Undergraduate level? <p>How far back does the data exist in the EDW: Fall 2004 to present</p> <p>How often is the data updated: Nightly</p> |
| <p>EDW – RA Contact Analysis Data Mart</p> <p>(DM_RCRT)</p> <p>Ease of Use:</p>  | <p>Contains a record for each "contact" made with a prospect (including both recruits and applicants), so there will be multiple records for each prospect and at different levels (Undergraduate and Graduate). The contacts included here include primarily the Institution Contacts from the actual Contacts feature in Banner.</p> <p>Contacts are included for when a recruit record is created, when an admissions application is received, and when the Decision Status of the application changes (e.g. application complete, applicant admitted, etc.). For each contact, associated information about the prospect (either a recruit or an applicant) is pulled in from various tables in the EDW.</p> <p>Commonly used objects: Recruit or Application Term, Name, Prior High School, College and Degrees, Test Scores.</p> <p>Types of business questions you can answer using this universe are:</p> <ul style="list-style-type: none"> ✓ What are our most common first contacts for a target audience? (i.e. Test Scores, Open House, Email interest) ✓ Of the top first contacts, which are most effective in generating prospective students apply? ✓ Are we recruiting an applicant pool that meets the business needs and vision of the campus? <p>How far back does the data exist in the EDW: Fall 2004 to present</p> <p>How often is the data updated: Nightly</p> |

| | |
|--|--|
| <p>EDW – Student Web Applications</p> <p>Ease of Use:</p>  | <p>Contains the on-line web application information (including un-submitted and submitted web applications). This information is NOT transformed in anyway, thus the data is the “raw” data stored in the Banner Web Application tables which is ONLY updated in the EDW once a week on Sunday’s. This information is SELF reported by the applicant, therefore it should <u>not</u> be used for official UI reporting purposes. Although applicants are to only submit one application per term they may have started and/or saved several iterations of the same application or multiple applications.</p> <p>Due to the nature of this data (not complete or partial) limit conditions in the report so you will receive data results. Once you understand what you are seeing in the reports, you can then add additional conditions to limit the data you are receiving.</p> <p>NOTE: The Instructor Assignment Universe is only available to as small group of users who have been granted access to student registration and employee information</p> <p>Commonly used objects: Term Code, Applicant Name, Applicant Question/Answer</p> <p>Types of business questions you can answer using this universe are:</p> <ul style="list-style-type: none"> ✓ How many submitted/un-submitted applications at UIC for Fall 2008? ✓ What contact and address information was supplied by the applicant? <p>How far back does the data exist in the EDW: Fall 2004 to present</p> <p>How often is the data updated: Weekly on Sundays</p> |
| <p>EDW – STU Course Catalog</p> <p>(Course)</p> <p>Ease of Use:</p>  | <p>Contains the course catalog offered and/or effective by campus and term which does NOT contain any student or faculty information and is intended to be used for historical analysis and strategic planning by several different groups: Campus Academic Affairs offices, institutional reporting groups, and users from various colleges and departments.</p> <p>Commonly used objects: Course Subject Code, Number, Id, Title, and Term.</p> <p>Types of business questions you can answer using this universe are:</p> <ul style="list-style-type: none"> ✓ What changes have occurred to courses (i.e. course title, description, number, offering college/department, or grading mode) since last term? ✓ How many courses does our campus/college/department offer during a term? ✓ Based on the courses available, how can I better plan for future course offerings? <p>How far back does the data exist in the EDW: Fall 2004 to present</p> <p>How often is the data updated: Nightly</p> |
| <p>EDW – STU Course Schedule</p> <p>(Schedule)</p> <p>Ease of Use:</p>  | <p>Contains the course schedule (i.e. Timetable) with the courses and sections (CRN) offered by term, meeting locations/times and instructor which is intended to be used for historical analysis and strategic planning by: Campus Academic Affairs, institutional reporting groups, Facilities, various colleges and departments.</p> <p>Commonly used objects: Term, Course Subject Code/Number/Title/Id, CRN, Meeting Days/Times, Meeting Location and Credit hours.</p> <p>Types of business questions you can answer using this universe are:</p> <ul style="list-style-type: none"> ✓ What English 101 sections are available at UIC in Fall 2004 by Course Subject Code/Number/Id, CRN, Section Number, Schedule Type and Instructor? ✓ During Early Registration, how many available seats are left for MATH 120 in Spring 2005? Does another section need to be offered to meet demand? ✓ Where are the HIST 152 lectures meeting and at what times? <p>How far back does the data exist in the EDW: Fall 2004 to present</p> <p>How often is the data updated: Nightly</p> |

| | |
|--|--|
| <p>EDW – STU Registration Complete</p> <p>(PRR_ADH)</p> <p>Ease of Use:</p>  | <p>Contains all student term curricula, registration eligibility/activity, level GPA, holds, student advisor and minimal admissions information for students who has a Banner Registration Header records (e-term header record) by Term.</p> <p>Commonly used objects: Term, Student Name, UIN, Primary College, Department, Major, Program, sections registered for by course subject code/number, CRN.</p> <p>The types of business questions you can answer using this universe are:</p> <ul style="list-style-type: none"> ✓ Who were the First Time Freshman for Fall 2007 at UIS in LAS with a list of courses/sections they were registered for? ✓ Who are the students in Spring 2005 who were James Scholars in the College of ACES at UIUC? ✓ Who are the students to create an informal class roster by student name, email address, and telephone number currently registered for ENGL101 by section number in Fall 2004? <p>How far back does the data exist in the EDW: Fall 2004 to present</p> <p>How often is the data updated: Nightly</p> |
| <p>EDW – STU Registration Limited</p> <p>(PRR_LTD)</p> <p>Ease of Use:</p>  | <p>Contains all student term curricula, registration eligibility/activity, level GPA, holds, student advisor for students who has a Banner Registration Header records (e-term header record) by Term.</p> <p>Commonly used objects: Term, Student Name, UIN, Primary College, Department, Major, Program, sections registered for by course subject code/number, CRN.</p> <p>Types of business questions you can answer using this universe are the same as those answered in the COMPLETE Universe.</p> <p>How far back does the data exist in the EDW: Fall 2004 to present</p> <p>How often is the data updated: Nightly</p> |
| <p>EDW – STU Registration Directory</p> <p>(PRR_DIR)</p> <p>Ease of Use:</p>  | <p>Contains only student directory information based upon FERPA policy.</p> <p>Commonly used objects: Term, Student Name, UIN, Primary College, Department, Major, Program, Level.</p> <p>Types of business questions you can answer using this universe are:</p> <ul style="list-style-type: none"> ✓ How many UIS Undergraduates were registered in Fall 2007? ✓ Who were the UIC Graduate students in Summer 2008 who were registered for more than 12 hours? ✓ What are the current mailing addresses for students registered in UIUC's College of AHS for Spring 2005? <p>How far back does the data exist in the EDW: Fall 2004 to present</p> <p>How often is the data updated: Nightly</p> |

| | |
|--|--|
| <p>EDW – STU Registration Instruct Asg</p> <p>(PRR_IA)</p> <p>Ease of Use:</p>  | <p>Contains registration, catalog and schedule, instructor assignments, and limited employee information in order to more easily report and create lists/counts of instructors by biographic and demographic information, job detail and employee information, and instructional and non-instructional assignments by course or session.</p> <p>NOTE: The Instructor Assignment Universe is only available to as small group of users who have been granted access to student registration and employee information</p> <p>Commonly used objects: Term, Instructor Name, Appointment Type, Number hours teaching, Course Subject Code/Number/Id, Session.</p> <p>Types of business questions you can answer using this universe are:</p> <ul style="list-style-type: none"> ✓ How many UIS Undergraduates were registered in Fall 2007? ✓ Who were the UIC Graduate students in Summer 2008 who were registered for more than 12 hours? ✓ What are the current mailing addresses for students registered in UIUC’s College of AHS for Spring 2005? <p>How far back does the data exist in the EDW: Fall 2004 to present</p> <p>How often is the data updated: Nightly</p> |
| <p>EDW – STU Registration Census</p> <p>(STUCENS)</p> <p>Ease of Use:</p>  | <p>Contains student registration, GPA, course grade information that is “frozen” at specific points in time which allows users to do comparisons of registered students by term, curricula, registrations, GPA, etc. for Undergraduate and Graduate students.</p> <p>NOTE: Academic History Degree, GPA, and Grade information is ONLY available in Registration Census at FINAL GRADE (FG).</p> <p>Commonly used objects: Registration Term, Registration Census Code, Student Name, UIN, Total Registered Hours, course subject code/number/id, CRN</p> <p>The types of business questions you can answer using this universe are:</p> <ul style="list-style-type: none"> ✓ What does a population of enrolled students “look” like by term at a specific date (i.e. Census(CN), Last Day to Drop(LD))? ✓ What was the headcount of students in Fall 2004 at UIC by their Enrollment Time Status, Primary College and Department at Census? ✓ What was the Grade Distribution between all Sections of ENGL101 at UIC for Fall 2004 at Final Grade (FG)? <p>How far back does the data exist in the EDW: Fall 2004 to present</p> <p>How often is the data updated: 5-9 times per Term, differs by Campus</p> |
| <p>EDW – STU Academic Records</p> <p>(STU_REC)</p> <p>Ease of Use:</p>  | <p>Contains student academic history which includes institutional/transfer course work, degree curricula, GPAs, and Honors.</p> <p>NOTE: Available AFTER a term has completed and Banner has rolled data into its Academic History. Does NOT contain recruiting, admissions, registration or financial aid information.</p> <p>The types of business questions you can answer using this universe are:</p> <ul style="list-style-type: none"> ✓ What is the number of students who were awarded degrees at UIUC in Liberal Arts & Sciences, Degree Status, and Graduation Term? ✓ Which students have a level GPA greater than 3.75 by Gender, Level GPA, Earned Hours at UIS in LAS – History? ✓ Which students received Departmental and/or Institutional Degree Honors by Graduation Date, Degree Honor in the School of Public Health in Spring 2005? <p>How far back does the data exist in the EDW: Differs by Campus UIC – Awarded Degrees [Fall 1964] Academic History [Spring 1947] UIS – Awarded Degrees [Fall 1971] Academic History [Spring 1971] UIUC – Awarded Degrees [Spring 1935] Academic History [Fall 1928]</p> <p>How often is the data updated: Nightly</p> |

**Academic
Records
Directory**

(STU_DIR)

Ease of Use:



Contains only student directory information based upon FERPA policy.

NOTE: Available AFTER a term has completed and Banner has rolled data into its Academic History. Does NOT contain recruiting, admissions, registration or financial aid information.

Commonly used objects: Student Name, UIN, Addresses (including email), Degree Graduation Term, College, Department, Major, Program, Level.

Types of business questions you can answer using this universe are:

- ✓ How many students graduated at UIC in Spring 2008 by College?
- ✓ Who were the UIS student s who graduated in Summer 2008 by college, program and major?
- ✓ What are the current mailing addresses for UIUC's College of AHS for Spring 2005?

How far back does the data exist in the EDW: Differs by Campus

UIC – Awarded Degrees [Fall 1964] Academic History [Spring 1947]

UIS – Awarded Degrees [Fall 1971] Academic History [Spring 1971]

UIUC – Awarded Degrees [Spring 1935] Academic History [Fall 1928]

How often is the data updated: Nightly